

GPS Unik 2 with Sentinel into

You are already equipped? **Keep your equipment's performance.**

Although the technology is a key, there are, nevertheless, good reflexes to be adopted for an optimal functioning:

- **Check the mounting and the connection** of your security system.
- Check that cables are neither **pinched, nor damaged, nor corroded.**
- For your safety, **change regularly the antenna Sentinel (at least every 3 years).**

Car/Truck/SSV

- ✓ You will be equipped with a GPS Unik 2 with Sentinel into; it will be given during the administrative checks and scrutineering. You will find the rental terms of payment in the order form attached. It is important to **send us back the order before May 6th, 2019.**
- ✓ A 1.700€ deposit is needed by unit, you will find the deposit terms of payment in the order form attached.
- ✓ The vehicles must be **already equipped** with the installation kits when they arrive at scrutineering (please read carefully this information note to check the material needed).
If you need some installation accessories, **it is important to place your order before May 6th, 2019.**

Note: The request of additional GPS rental must be received before April 29th, 2019; A deposit of 1.200€ is needed by additional unit.

Only ERTF equipment can be connected with the GPS. The connection of other equipment is forbidden.

Accessories needed to install Unik 2 (GPS+integrated Sentinel) CAR/TRUCK

These 8 accessories are ESSENTIAL to install and use Unik 2 :

1. *Bracket*
2. *Alarm Sentinel button*
3. *Sentinel Push-button*
4. *Power supply cable*
5. *Sentinel buzzer*
6. *Sentinel aerial*
7. *GPS antenna cable*
8. *GPS antenna*

- Ref. SUPC 101
- Ref. SEAL 106
- Ref. SERA 106
- Ref. CALC 901
- Ref. SONO 106
- Ref. AESE 106/906
- Ref. CAAE 101
- Ref. ANTEC 101

4. Power supply cable
Includes : cable / fuse 3A

5. Buzzer Sentinel
110dB

3. Yellow Sentinel Push-button



6. Sentinel aerial



OR




2. Red Alarm Sentinel button



7. GPS antenna cable
L. : 3m



1. Bracket
Dimensions : 180 x 155 x 24mm



8. GPS antenna
Dimensions : 63mm / H : 40,5mm



The vehicles must be already equipped when they arrive at scrutineering



Speedocap V3


Driving Safety

Speedocap V3, the GPS Unik 2 repeater:



Functions:

- **Display of the compass or of the Waypoint name and number**
- Odometer, COG (Cap Over Ground) and Speed repeater
- Bright Repetition (in parallel of the GPS) of the speed alarm
- Possibility to navigate between the various screens from the remote control of the GPS



Size and weight:

- Dimensions in mm: 111,5 x 75,4 x 31
- Weight: 200g



☞ **More functions:** The **V3 Evo** version of Speedocap V3, equipped with a GPS module, works **off-line** (when you are not connected to GPS Unik 2).

Speedocap V3 *Evo*



Works now even without GPS Unik 2

Not connected to GPS Unik 2:

With its GPS chip, Speedocap V3 *Evo* gives you tripmaster functions **and the Head**, without the installation of a sensor.

It displays the main functions:

- Speed
- Heading
- Odometer


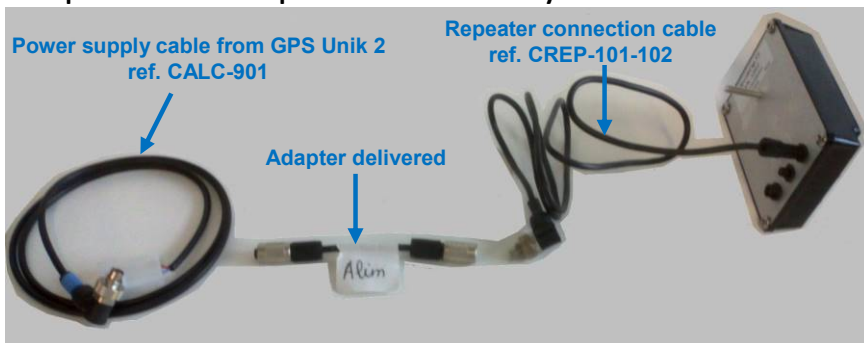


And also has two additional screens:

- **Hour**
- **Stopwatch**



The adapters delivered with the Speedocap are needed only for off-line use. Important: keep them carefully.



Remote control use hardly recommended.

Connected to GPS Unik 2:

The Speedocap V3 *Evo* does **EXACTLY** the same functions as Speedocap V3 (see picture below) and the GPS chip is inactive.



Size, weight and fixations same as Speedocap V3.

ERTF Compétition
Parc technologique de Soye - 56275 Ploemeur Cedex
tél +33.2.97.87.25.85 - fax +33.2.97.37.59.21
competition@ertf.com - www.ertf.com